

A Closer Look at the SDGs



A training by:



Justice
Coalition of
Religious

- Sustainable Development Goals (SDGs) - the United Nations global development goals
- These are bold universal agreements to end poverty in all its dimensions and craft an equal, just and secure world.
- SDG has 17 goals and 169 targets and it covers multiple aspects of growth and development.
- It is also known as a successor of MDGs (Millennium Development Goals)
- It was adopted by 193 countries of United Nations General Assembly on 25th September 2015
- SDG is officially known as “Transforming our world: the 2030 Agenda for Sustainable Development.”
- It is built on the principle agreed upon under resolution, “The Future We Want”



Why do SDGs exist?

Inequality is rising while critical ecosystems are in decline

The main social and environmental trends of the past few decades are unsustainable

If left unchecked, they will lead to the collapse of global society

The SDGs are the global crisis plan: the agreed, fair and green way out of the social and environmental mess that humanity has created over the past half century.

The SDGs aim for a world where all humans can live well while protecting and respecting the needs of the planet we share

They represent the largest global action plan by governments who claim to strive for this end

It is the first global agenda to recognise that sustainable development cannot be achieved without equal access to justice for all

Sustainable Development Goals

The 17 SDGs cover five critical dimensions, also known as the 5 **P**'s:

- **People** (1-7)
- **Prosperity** (8-11)
- **Planet** (12-15)
- **Peace** (16)
- **Partnerships** (17)

Goal 1: No Poverty



End poverty in all its forms everywhere

- More than 700 million people, or 10% of the world population, still live in extreme poverty – survive on less than US\$1.90 a day
- Having a job does not guarantee a decent living - 7% of employed workers and their families worldwide lived in extreme poverty in 2019
- Globally, 33% of employed women are living in extreme poverty compared to 28.3% of employed men.
- 2020 saw an increase of between 119 million and 124 million global poor, of whom 60 per cent are in Southern Asia

- High poverty rates are often found in small, fragile and conflict-affected countries
- Poverty affects children disproportionately. One out of five children live in extreme poverty
- As of 2018, 55% of the world's population have no access to social protection
- In 2018, only 41% of women giving birth received maternity cash benefits

- Poverty has many dimensions - causes include unemployment, social exclusion, and high vulnerability of certain populations to disasters, diseases and other phenomena which prevent them from being productivity
- To end extreme poverty worldwide in 20 years - the total cost per year would be about \$175 billion – Jeffery Sachs, Economist (This would be less than one percent of the combined income of the richest countries in the world.)
- Growing inequality - detrimental to economic growth and undermines social cohesion, increasing political and social tensions and, in some circumstances, driving instability and conflict

India Data



The poverty rate in the country has nearly halved, falling from 55 per cent to 28 per cent over the ten-year period - The 2018 global Multidimensional Poverty Index released by the UN



Every second person belonging to the Scheduled Tribes and every third person belonging to the Scheduled Castes remains poor.



Similarly, every third Muslim is multi-dimensionally poor as are two in five children under the age of 10



The report found that the so-called upper castes fare far better on the MPI scale — only 15 per cent of the 'upper' castes are poor



There are 27 districts where 60-70 per cent of the population lives in poverty



Women bear the greater brunt of poverty in a deeply entrenched patriarchal society

- Despite economic growth and gradual formalization of the workforce, low wages and wage growth remain key challenges with 57% of regular employees earning ₹ 10,000 or less a month - The State of Working Indi, 2018 by Azim Premji University
- People earning ₹ 50,000 or more constitute just 1.6% of the Indian workforce
- As for casual workers, 59% have monthly earnings of up to ₹ 5,000
- NCRB 2018 - 7/10 suicides were among India's poor who earned less than 1 lakh per annum, 12,936 unemployed youth committed suicide in 2018
- A report in Business Standard (Jan 2019) says India's joblessness was 6.1% of the labour force between the summers of 2017 and 2018 last year. Highest number of thwarted job-seekers in 45 years
- India's richest 1% held 58% of the country's total wealth, which was higher than the global figure of about 50% - Oxfam, 2019
- India's top 10% of population holds 73% of the wealth – Oxfam, 2019

Multidimensional poverty among religious groups

Change in MPI between 2005-06 and 2015-16

Population living in multidimensional poverty

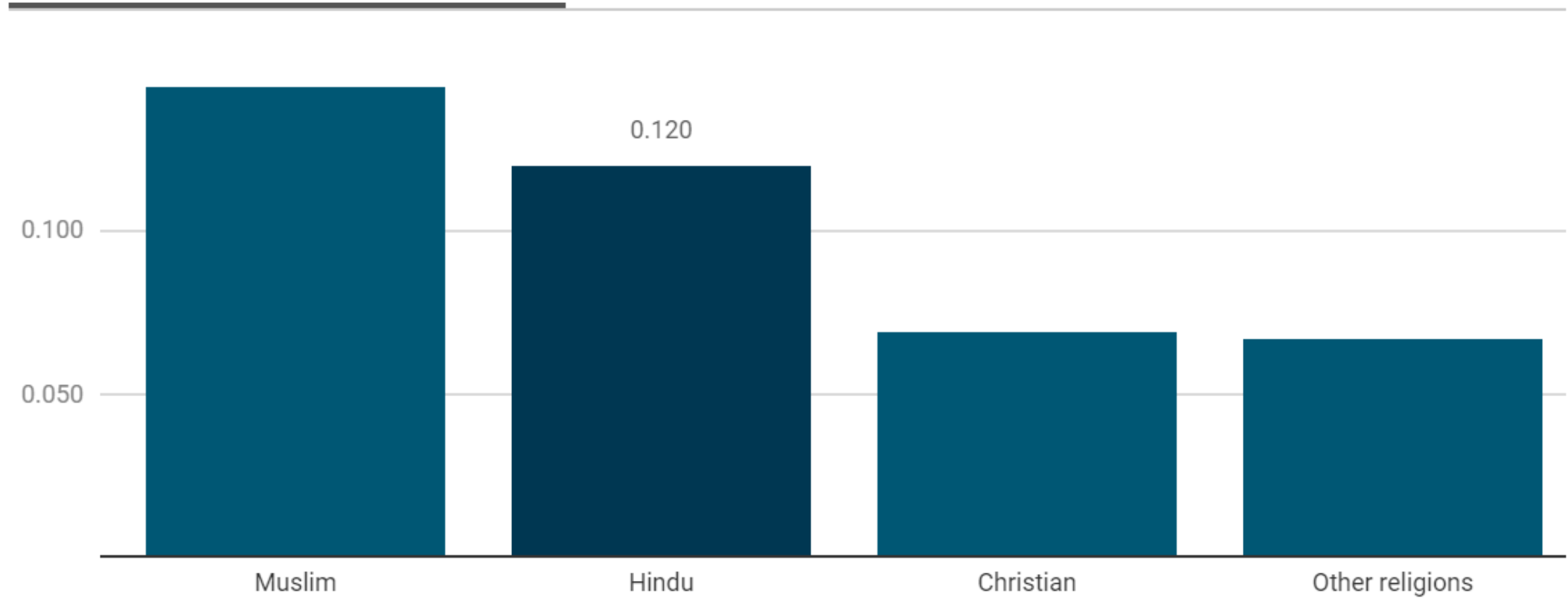


Chart: Abhishek Mishra • Source: [Global Multidimensional Poverty Index](#) • [Get the data](#) • Created with [Datawrapper](#)



int

ey
arly,
ome
fors.

ILLS
G

Open

OW



End hunger, achieve food security and improved nutrition and promote sustainable agriculture

- Between 720 and 811 million people in the world faced hunger in 2020, an increase of as many as 161 million from 2019.
- More than half of the world's undernourished are found in Asia (418 million) and more than one-third in Africa (282 million).
- Poor nutrition causes nearly half (45 per cent) of deaths in children under five – 3.1 million children each year
- 149 million children under 5 years of age—22% of the global under-5 population—were still chronically undernourished in 2020.

- Our soils, freshwater, oceans, forests and biodiversity - being rapidly degraded
- Climate change - pressure on resources
- Increasing risks associated with disasters, such as droughts and floods. Many rural women and men can no longer make ends meet on their land, forcing them to migrate to cities in search of opportunities
- A profound change of the global food and agriculture system needed - to nourish the 821 million people who are hungry today and the additional 2 billion people expected to be undernourished by 2050
- Investments in agriculture are crucial to increasing the capacity for agricultural productivity and sustainable food production systems are necessary to help alleviate the perils of hunger

India Data

- 190.7 million people are undernourished — over 14.5 percent of India's whole population is suffering from hunger
- In fact, 3,000 children throughout India die of malnutrition every day. - Action Against Hunger, a nonprofit working to end world hunger
- One-fourth of the entire world's population of undernourished people live in India
- According to India's 2011 census, 65 million people live in areas that lack basic facilities, which puts them under the risk of various diseases alongside hunger, which is often life-threatening
- India produces a sufficient amount of food for its population but is unable to distribute and provide access to the food particularly women and children
- Continual malnutrition results in 50.9 % children growing up stunted, both physically and mentally -NHFS

20th Starvation Death in Jharkhand in 2 Years, Ad

This exposes utter failure of the state government in delivering basic ne state.

[Ravi Kaushal](#) 08 Jun 2019



Girls die of hunger in Mandawali, Delhi—a tragedy waiting to happen

The starvation deaths of the three girls in Mandawali, Delhi points at an increasingly downward spiral in the lives of the urban poor, especially those who are migrating to cities in search of work



3



**Ensure healthy lives
and promote well-
being for all at all ages**

- 17,000 fewer children die each day than in 1990, but more than five million children still die before their fifth birthday each year.
- Since 2000, measles vaccines have averted nearly 15.6 million deaths.
- Despite determined global progress, an increasing proportion of child deaths are in Sub-Saharan Africa and Southern Asia. Four out of every five deaths of children under age five occur in these regions.
- Children born into poverty are almost twice as likely to die before the age of five as those from wealthier families.
- Children of educated mothers—even mothers with only primary schooling—are more likely to survive than children of mothers with no education

- Maternal mortality has fallen by 37% since 2000 but is still 14 times higher in developing regions than in the developed regions
- Only half of women in developing regions receive the recommended amount of healthcare they need.
- Around 450 million people currently suffer from mental and neurological conditions, placing mental disorders among the leading causes of ill-health and disability worldwide
- 36.9 million people globally were living with HIV in 2017
- 240,000 children were newly infected with HIV in 2013
- 1 in 3 women worldwide have experienced either physical and/or sexual intimate partner violence or non-partner sexual violence in their lifetime



3 GOOD HEALTH AND WELL-BEING



ENSURE HEALTHY LIVES AND PROMOTE WELL-BEING FOR ALL AT ALL AGES

GLOBALLY

19,726

FEWER CHILDREN DIE EACH DAY THAN IN 1990

BUT

5.4 MILLION CHILDREN



DIE BEFORE THEIR FIFTH BIRTHDAY EACH YEAR

IN INDIA



2006 - 2016

STUNTING RATES FOR CHILDREN UNDER 5 DECLINED BY ALMOST

10%

OVER

80%

DELIVERIES ARE DONE BY SKILLED HEALTH CARE PROVIDERS

47 MILLION CHILDREN

UNDER 5 YEARS ARE STUNTED AND

26 MILLION CHILDREN

UNDER 5 YEARS ARE WASTED

MATERNAL MORTALITY RATIO DECLINED



212 per 100,000 live births (2007-09)

167 per 100,000 live births (2011-13)

2.1

IN 2015 MILLION ADULTS ABOVE 15 LIVED WITH HIV

42%



ARE WOMEN

ONE-FOURTH OF TUBERCULOSIS CASES OCCUR IN INDIA

423,000

DEATHS ANNUALLY

- Enrolment in primary education in developing countries has reached 91 per cent but 57 million primary age children remain out of school

- More than half of children that have not enrolled in school live in sub-Saharan Africa

- An estimated 50 per cent of out-of-school children of primary school age live in conflict-affected areas

- 617 million youth worldwide lack basic mathematics and literacy skills.



Ensure inclusive and equitable quality education and promote lifelong learning opportunities for all



Freshly released Census 2011 data has revealed two alarming facts: as many as 78 lakh Indian children are forced to earn a livelihood even as they attend schools while 8.4 crore children don't go to school at all.

Although the share of working students is low, compared to the whole student population,

Weeks After Children Found Eating Roti-Salt in UP School, 29 Booked for Selling 9,300 kg Foodgrains

Following a departmental probe, it was found that the food grain meant for the MDM of Pratapgarh's Rampur-Sangramgarh and Rampur Khas blocks had been illegally sold to the Rae Bareli trader.

IANAS | Updated: September 19, 2019, 12:40 PM IST





4 QUALITY EDUCATION



ENSURE INCLUSIVE AND EQUITABLE QUALITY EDUCATION AND PROMOTE LIFELONG LEARNING OPPORTUNITIES FOR ALL

GLOBALLY

THE GLOBAL LITERACY RATE IS

86.2%

BUT

63.67

MILLION CHILDREN REMAIN OUT OF SCHOOL

IN INDIA



74.04%

ADULTS ARE LITERATE



68.91%

IN RURAL AREAS



55%

OF PEOPLE WITH DISABILITIES ARE LITERATE



34%

CHILDREN WITH SPECIAL NEEDS ARE OUT OF SCHOOL

100%

ENROLMENT OF GIRLS IN PRIMARY EDUCATION BUT ONLY

25.4%

IN HIGHER EDUCATION

423

MILLION



LARGEST YOUTH POPULATION IN THE WORLD

25.8%

GROSS ENROLLMENT IN HIGHER EDUCATION



92%

FEMALE



94%

MALE

YOUTH ARE LITERATE

- The new national Education Policy and Sustainable Development Goal 4 share the goals of universal quality education and lifelong learning
- The flagship government scheme, Sarva Shiksha Abhiyan, is aimed at achieving universal quality education for all Indians
- Complemented in this effort by targeted schemes on nutritional support, higher education, and teacher training
- *Beti Bachao- Beti Padhao* (Save the daughter, educate the daughter) is a campaign of the Government of India that aims to generate awareness and improve the efficiency of welfare services intended for girls in India. The scheme was launched with an initial funding of ₹100 crore
- It mainly targets the clusters in Uttar Pradesh, Haryana, Uttarakhand, Punjab, Bihar and Delhi

5 GENDER EQUALITY



**Achieve gender
equality and empower
all women and girls**

- Globally, 750 million women and girls were married before the age of 18 and at least 200 million women and girls in 30 countries have undergone FGM.
- In 18 countries, husbands can legally prevent their wives from working; in 39 countries, daughters and sons do not have equal inheritance rights; and 49 countries lack laws protecting women from domestic violence.
- One in five women and girls, including 19 per cent of women and girls aged 15 to 49, have experienced physical and/or sexual violence by an intimate partner within the last 12 months. Yet, 49 countries have no laws that specifically protect women from such violence.
- While women have made important inroads into political office across the world, their representation in national parliaments at 23.7 per cent is still far from parity.

- In 46 countries, women now hold more than 30 per cent of seats in national parliament in at least one chamber.
- Only 52 per cent of women married or in a union freely make their own decisions about sexual relations, contraceptive use and health care.
- Globally, women are just 13 per cent of agricultural land holders.
- The proportion of women in paid employment outside the agriculture sector has increased from 35 per cent in 1990 to 41 per cent in 2015.
- More than 100 countries have taken action to track budget allocations for gender equality.
- In Southern Asia, a girl's risk of marrying in childhood has dropped by over 40% since 2000



5 GENDER EQUALITY



ACHIEVE GENDER EQUALITY AND EMPOWER ALL WOMEN AND GIRLS

GLOBALLY



1 IN 3 WOMEN HAVE EXPERIENCED SOME FORM OF PHYSICAL OR SEXUAL VIOLENCE IN THEIR LIFETIMES

IN INDIA

ONLY
65.46%
OF THE WOMEN ARE LITERATE, AS COMPARED TO
82.14%
OF MEN

ENROLMENT OF GIRLS IN PRIMARY EDUCATION

100%

BUT

74.6%

WOMEN ARE NOT ENROLLED IN HIGHER EDUCATION

WOMEN HOLD ONLY

11%

OF SEATS IN THE LOK SABHA BUT

46%

IN PANCHAYATI RAJ INSTITUTIONS

CHILD SEX RATIO IS

919

FOR

1,000 BOYS



48.5%

POPULATION OF WOMEN BUT ONLY

27.4%

WOMEN ARE IN WORKFORCE

- In 2014, 76% of all people trafficked in India were women and girls
- Children make up roughly 40% of prostitutes
- It is estimated that over 2 million women and children are trafficked for sex into the red-light districts in India
- The Indian Government estimates that girls make up the majority of children in sex trafficking

INTEL MARCH 9, 2017 / 9:18 PM / 3 YEARS AGO

Almost 20,000 women and children trafficked in India in 2016

Nita Bhalla

3 MIN READ



NEW DELHI (Thomson Reuters Foundation) - Almost 20,000 women and children were victims of human trafficking in India in 2016, a rise of nearly 25 percent from the previous year, government data released on Thursday showed.

The Ministry of Women and Child Development told parliament that 19,223 women and children were trafficked last year against 15,448 in 2015, with the



**Ensure availability
and sustainable
management of water
and sanitation for all**

- 1 in 4 health care facilities lacks basic water services
- At least 892 million people continue to practice open defecation
- Women and girls are responsible for water collection in 80% of households without access to water on premises; collectively spend 280 million hours collecting daily
- Water scarcity affects more than 40 per cent of the global population and is projected to rise
- Over 1.7 billion people are currently living in river basins where water use exceeds recharge

- 2.4 billion people lack access to basic sanitation services, such as toilets or latrines
- More than 80 per cent of wastewater resulting from human activities is discharged into rivers or sea without any pollution removal
- Each day, nearly 1,000 children die due to preventable water and sanitation-related diarrheal diseases
- Floods and other water-related disasters account for 70 per cent of all deaths related to natural disasters



India's water and sanitation crisis

A staggering 344 million practice open defecation

- The World Bank estimates that 21 percent of communicable diseases in India are linked to unsafe water and the lack of hygiene practices
- More than 500 children under the age of five die each day from diarrhea in India alone



6 CLEAN WATER AND SANITATION



ENSURE AVAILABILITY AND SUSTAINABLE MANAGEMENT OF WATER AND SANITATION FOR ALL

GLOBALLY

2.6
BILLION

PEOPLE HAVE GAINED ACCESS TO IMPROVED DRINKING WATER SOURCES SINCE 1990

666
MILLION

PEOPLE ARE STILL WITHOUT

IN INDIA

NEARLY
18%
OF WORLD'S POPULATION BUT ONLY

4%
OF AVERAGE GLOBAL RUNOFF IN RIVERS



NEARLY
500 MILLION
PEOPLE ARE EFFECTED BY DROUGHT IN INDIA



OVER **20%**
OF THE POPULATION LIVES IN STATES WHICH ARE NOT YET DECLARED OPEN DEFECATION FREE

1/5
CHILD DEATHS



DUE TO SEVERE DIARRHEA ARE IN INDIA

EACH YEAR NEARLY
102,813
CHILDREN DIE

DUE TO SEVERE DIARRHEA

7 AFFORDABLE AND CLEAN ENERGY



Promote sustained, inclusive, and sustainable economic growth, full and productive employment, decent work for all

- 13% of the global population still lacks access to modern electricity
- 3 billion people rely on wood, coal, charcoal or animal waste for cooking and heating
- Energy is the dominant contributor to climate change, accounting for around 60 per cent of total global greenhouse gas emissions
- Indoor air pollution from using combustible fuels for household energy caused 4.3 million deaths in 2012, with women and girls accounting for 6 out of every 10 of these
- The share of renewable energy in final energy consumption has reached 17.5% in 2015



7 AFFORDABLE AND CLEAN ENERGY



ENSURE ACCESS TO AFFORDABLE, RELIABLE, SUSTAINABLE AND MODERN ENERGY FOR ALL

GLOBALLY



12.6%

STILL LACK ACCESS TO MODERN ELECTRICITY

ENERGY ACCOUNTS FOR ROUGHLY

2/3

OF GLOBAL GREENHOUSE GAS EMISSIONS

IN INDIA

NEARLY

84.5%

PEOPLE HAVE ACCESS TO ELECTRICITY



100% VILLAGES ELECTRIFIED



POWER CABLES FROM THE GRID HAVE REACHED A TRANSFORMER IN EACH VILLAGE

BUT 31 MILLION HOUSES STILL LACK ACCESS TO ELECTRICITY

AMBITIOUS RENEWABLE TARGETS BY 2022

175 GW

RENEWABLE ENERGY CAPACITY COMPRISING



100 GW



60 GW



10 GW



5 GW

- Millions of Indians grappling in the dark despite official declarations of 100% electrification
- Under the electrification scheme, a village deemed electrified if 10% of its homes and public buildings were connected to the grid. This meant that a significant number of households in the 600,000 Indian villages covered under the plan did not get linked to the grid
- 40% of rural consumers are unhappy with the state-owned utilities due to unreliable supply, thus pushing a significant number to rely on the non-grid solutions like diesel generators, solar home systems, and rechargeable batteries
- About 80% of rural households in India use biomass fuel for cooking
- Household air pollution (HAP) due to biomass cooking fuel - important risk factor for a range of diseases, especially among adult women who are primary cooks, in India

8 DECENT WORK AND ECONOMIC GROWTH



Promote sustained, inclusive, and sustainable economic growth, full and productive employment, decent work for all

- The global unemployment rate in 2017 was 5.6%, down from 6.4% in 2000.
- Globally, 61% of all workers were engaged in informal employment in 2016. Excluding the agricultural sector, 51% of all workers fell into this employment category.
- Men earn 12.5% more than women in 40 out of 45 countries with data.
- The global gender pay gap stands at 23 per cent globally and without decisive action, it will take another 68 years to achieve equal pay
- Women's labour force participation rate is 63 per cent while that of men is 94 per cent.
- Despite their increasing presence in public life, women continue to do 2.6 times the unpaid care and domestic work that men do.
- 470 million jobs are needed globally for new entrants to the labor market between 2016 and 2030.



8 DECENT WORK AND ECONOMIC GROWTH



IN INDIA

LABOUR FORCE OF **510** MILLION



MORE THAN 10 MILLION CHILDREN ARE EMPLOYED IN SOME FORM OF LABOUR

PROMOTE SUSTAINED, INCLUSIVE, AND SUSTAINABLE ECONOMIC GROWTH, FULL AND PRODUCTIVE EMPLOYMENT AND DECENT WORK FOR ALL ↓

GLOBALLY

172 MILLION PEOPLE ARE UNEMPLOYED OF WHICH

71 MILLION ARE YOUNG WOMEN AND MEN

12.8 MILLION

ENTER THE JOB MARKET EVERY YEAR

12-15 MILLION

ESTIMATED ANNUAL DEMAND FOR EMPLOYMENT IN INDIA

6.9%



TOTAL UNEMPLOYMENT RATE

20.7%

OF EMPLOYED ADOLESCENTS ARE ENGAGED IN HAZARDOUS WORK

24%

DECLINING FEMALE LABOUR FORCE PARTICIPATION RATE



The India story

- Close to 20 million people, mostly women, work as cooks, cleaners, and maids in India - part of an informal and unregulated sector, obscured in private homes, not recognized as **workers** but rather as 'informal help'
- Their average salaries - Rs3,000 (\$45) a month, which is around Rs36,000 (\$540) a year, despite working six or seven days a week in a full-time job

Hysterectomies among women sugarcane workers rocks Beed



Mrityunjay Bose, DHNS, Mumbai, JUN 13 2019, 19:03PM IST | UPDATED: JUN 13 2019, 19:33PM IST



9 INDUSTRY, INNOVATION AND INFRASTRUCTURE



Build resilient infrastructure, promote inclusive and sustainable industrialisation, and foster innovation

- Infrastructure, industrialization and innovation are three drivers of economic growth
- When inclusivity, resilience and sustainability are factored into the implementation of these driving forces, economic growth can support sustainable development
- Basic infrastructure like roads, information and communication technologies, sanitation, electrical power and water remains scarce in many developing countries
- 16% of the global population does not have access to mobile broadband networks

- The global share of manufacturing value added in GDP increased from 15.2% in 2005 to 16.3% in 2017, driven by the fast growth of manufacturing in Asia
- Industrialization's job multiplication effect has a positive impact on society
- Small and medium-sized enterprises that engage in industrial processing and manufacturing are the most critical for the early stages of industrialization and are typically the largest job creators
- They make up over 90 per cent of business worldwide and account for between 50-60 per cent of employment.
- In developing countries, barely 30 per cent of agricultural production undergoes industrial processing. In high-income countries, 98 per cent is processed. This suggests that there are great opportunities for developing countries in agribusiness

The India Story

- **Gross Domestic Product growth falls to 4.5% in Q2 of 2019-20**
- GDP growth in Q2 of 2018-19 was 7.1%
- GDP numbers have been declining for 7 quarters now
- **Unemployment rate** in the country in FY18 - 5.3% in rural **India**, 7.8% in urban **India**
- **Demonetisation** and GST - impacted the **informal sector** negatively
- **Agrarian distress and farmer suicides**

India's poor are paying the price

More than two years on, many of India's poor are still dealing with the effects of PM Narendra Modi's financial reforms.

by **Indrajit Basu** [f](#) [t](#)

14 Jun 2019





9 INDUSTRY, INNOVATION
AND INFRASTRUCTURE



**BUILD RESILIENT
INFRASTRUCTURE, PROMOTE
INCLUSIVE AND SUSTAINABLE
INDUSTRIALISATION, AND
FOSTER INNOVATION**

GLOBALLY

14.2%

**OF THE WORLD'S WORKFORCE
EMPLOYED IN MANUFACTURING**

**1.1 MANUFACTURING
JOB CREATES
2.2 JOBS IN OTHER SECTORS**

IN INDIA

111

MILLION

**PEOPLE EMPLOYED
IN MICRO, SMALL
AND MEDIUM
ENTERPRISES
PRODUCE**

33%

**OF THE
MANUFACTURING
OUTPUT**



**GDP GROWTH
AVERAGED**

7.2%

**BETWEEN
2018 - 2019**

566

**MILLION INTERNET
SUBSCRIBERS
(MOBILE AND LANDLINE)**




**1.80 MT ONE OF THE LOWEST
PER CAPITA CO2 EMISSIONS
IN THE WORLD**



**MANGALYAAN IS THE
WORLD'S LEAST EXPENSIVE
INTERPLANETARY MISSION
TO MARS**

10 REDUCED INEQUALITIES



Reduced inequalities within and among countries

Evidence from developing countries shows that children in the poorest 20 per cent of the populations are still up to three times more likely to die before their fifth birthday than children in the richest quintiles

Social protection has been significantly extended globally, yet persons with disabilities are up to five times more likely than average to incur catastrophic health expenditures

Despite overall declines in maternal mortality in most developing countries, women in rural areas are still up to three times more likely to die while giving birth than women living in urban centers

Up to 30 per cent of income inequality is due to inequality within households, including between women and men. Women are also more likely than men to live below 50 per cent of the median income



10 REDUCED INEQUALITIES



REDUCED INEQUALITIES WITHIN AND AMONG COUNTRIES

GLOBALLY



1990-2010

INCOME INEQUALITY HAS INCREASED IN DEVELOPING COUNTRIES

↑ 11%

IN INDIA

27.5%

MULTIDIMENSIONALLY POOR



ONE IN EVERY FOUR PEOPLE IS POOR



OVERALL LITERACY ↑ 9.2% IN THE LAST DECADE



283 MILLION PEOPLE ARE ILLITERATE

84%

SCHEDULED CASTE HOUSEHOLDS IN RURAL INDIA HAS THEIR HIGHEST EARNING MEMBER EARNING LESS THAN



₹5000 EVERY MONTH

87%

SCHEDULED TRIBE HOUSEHOLDS IN RURAL INDIA HAS THEIR HIGHEST EARNING MEMBER EARNING LESS THAN

₹5000 EVERY MONTH



86% OF RURAL POPULATION



82% OF URBAN POPULATION

DO NOT RECEIVE ANY HEALTH EXPENDITURE SUPPORT

- More than half of all maternal deaths in India occur in tribal communities
- Similarly, the Infant Mortality Rate (IMR) among tribal children is 30% higher than the national average and 61% higher for tribal children under-five

Unemployment, poverty rates high among Muslims: Study

Poverty among urban Muslims twice as high as national avg

Sanjeeb Mukherjee
Last Updated at March 15, 2014 00:04 IST



AT MUMBAI-PUNE EXPRESSWAY, MAMURDI (PUNE) **2 & 3 BHK Starts** *Godrej* PROPERTIES **GODREJ FOREST GROVES** MAMURDI, PUNE
Embrace Tree Side Living **₹44.95 LAKHS*** (All Incl.) **KNOW MORE**

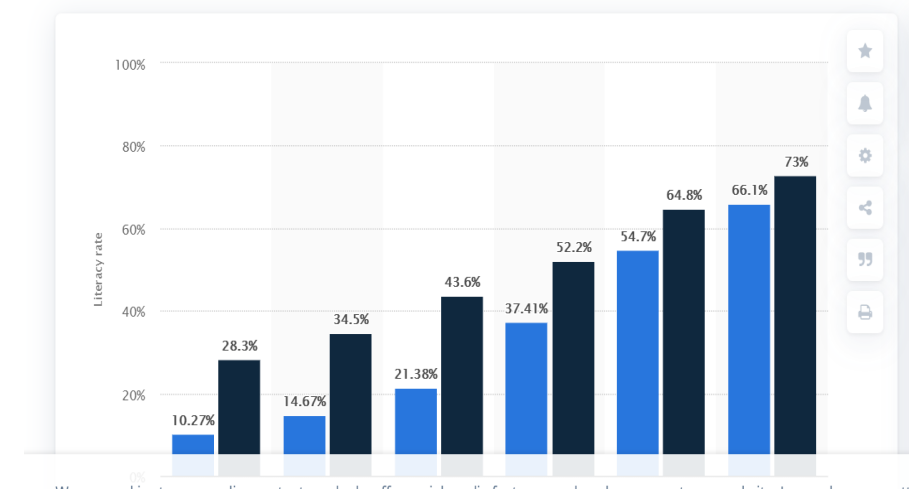
ALSO READ

New chamber to connect Kerala SMEs with Japan

Sibal to move Cabinet on

Poverty among Muslims in urban areas was twice the national average in 2011-12 and four times more than among upper caste Hindus, says a committee which has probed the issue for the government.

Literacy rates in the scheduled caste population and total pop 1961 and 2011*



11 SUSTAINABLE CITIES AND COMMUNITIES



Make cities and settlements inclusive, safe, resilient, and sustainable

- Half of humanity – 3.5 billion people – lives in cities today and 5 billion people are projected to live in cities by 2030
- 95 per cent of urban expansion in the next decades will take place in developing world
- 83 million people live in slums today and most them are found in Eastern and South-Eastern Asia
- The world's cities occupy just 3 per cent of the Earth's land, but account for 60-80 per cent of energy consumption and 75 per cent of carbon emissions.
- Rapid urbanization is exerting pressure on fresh water supplies, sewage, the living environment, and public health
- As of 2016, 90% of urban dwellers have been breathing unsafe air, resulting in 4.2 million deaths due to air pollution



Mumbai Coastal Road: SC stays Bombay HC order, allows civic body to reclaim land

The SC has allowed the Mumbai civic body to reclaim land for the Coastal Road project said that the authorities cannot undertake any development, till the court passes further orders

Providing relief to the Maharashtra government, the Supreme Court, on December 17, 2019, stayed the Bombay High Court order that quashed the Coastal Regulation Zone (CRZ) clearances granted to the city civic body's ambitious Rs 14,000-crore Coastal Road project. A bench of chief justice SA

Mumbai-Ahmedabad Bullet train not our priority but farmers, says Shiv Sena leader

A Shiv Sena leader said farmers and not Mumbai-Ahmedabad Bullet train, a pet project of PM Narendra Modi, will be a top priority for his party which would be heading the new government in Maharashtra.

ADVERTISEMENT

Ad closed by Google

Stop seeing this ad

Why this ad? ⓘ



Aarey "forest" has fired-up Mumbai's poll scene

by Kanchan Srivastava on 8 October 2019





11 SUSTAINABLE CITIES AND COMMUNITIES



MAKE CITIES AND HUMAN SETTLEMENTS INCLUSIVE, SAFE, RESILIENT, AND SUSTAINABLE

GLOBALLY

MORE THAN HALF OF HUMANITY LIVES IN CITIES TODAY



AND BY 2030, 6 OUT OF 10 PEOPLE WILL LIVE IN CITIES



IN INDIA

BY 2030

INDIA WILL HAVE 7 MEGACITIES WITH POPULATIONS OVER

10 MILLION



13%

OF URBAN HOUSEHOLDS DON'T HAVE SANITARY TOILETS



31% LIVE IN URBAN AREAS



62 MILLION

TONNES PER ANNUM WASTE GENERATED IN CITIES

17%

OF URBAN POPULATION LIVES IN SLUMS

OVER

1.2 MILLION

POLLUTION RELATED DEATHS IN 2017

12 RESPONSIBLE CONSUMPTION AND PRODUCTION



Ensure sustainable consumption and production patterns

- Should the global population reach 9.6 billion by 2050, the equivalent of almost three planets could be required to provide the natural resources needed to sustain current lifestyles.
- 14% of the world's food is lost along the supply chain
- Global material footprint increased by 70 per cent between 2000 and 2017
- In 2019, the world generated 53.6 million metric tons of electronic and electrical equipment waste (e-waste), an increase of more than 20% since 2014.
- Humankind is consuming freshwater faster than nature can recycle and purify, actually reducing the amount of potable water on the planet
- Governments gave \$432 billion of public funds to subsidize fossil fuel production in 2019



Food wastage crisis in India

- Around 67 million tonnes of **food** is **wasted** in **India** every year which has been valued at around 92,000 crores; enough to feed all of Bihar. ...
- 40% of all **food** produced in **India** is **wasted**.



12 SUSTAINABLE CONSUMPTION AND PRODUCTION



ENSURE SUSTAINABLE CONSUMPTION AND PRODUCTION PATTERNS ↓

GLOBALLY



IF THE POPULATION REACHES

9.6 BILLION

BY 2050, AN EQUIVALENT OF 3 PLANETS WILL BE REQUIRED TO SUSTAIN CURRENT LIFESTYLES

IN INDIA

3RD LARGEST GREENHOUSE GAS EMITTER, RESPONSIBLE FOR

6.9%

OF GLOBAL EMISSIONS



500 BILLION UNITS OF ENERGY COULD BE SAVED BY ENERGY EFFICIENCY

ONLY

19.9%

OF URBAN INDIA'S WASTE IS PROCESSED

814 MILLION

IS THE PROJECTED URBAN POPULATION OF INDIA FOR 2050



ENERGY USE DOUBLED SINCE 2000, BUT ENERGY CONSUMPTION PER CAPITA IS STILL ONLY 1/3RD OF THE GLOBAL AVERAGE



OF THE TOTAL INSTALLED POWER GENERATION CAPACITY 54.6% IS FUELLED BY COAL

- Climate change is affecting every country on every continent, disrupting national economies and affecting lives, costing people, communities and countries dearly
- Weather patterns are changing, sea levels are rising, weather events are becoming more extreme
- Greenhouse gas emissions are now at their highest levels in history despite need to reduce them by 45% to avoid the worst-case scenarios (Paris Climate Agreement)
- Without action, the world's average surface temperature is likely to surpass 3 degrees centigrade this century.
- The poorest and most vulnerable people are being affected the most



Take urgent action to combat climate change and its impacts

- To strengthen the global response to the threat of climate change, countries adopted the Paris Agreement at the COP21 in Paris, which went into force in November of 2016
- In the agreement, all countries agreed to work to limit global temperature rise to well below 2 degrees centigrade
- As of April 2018, 175 parties had ratified the Paris Agreement and 10 developing countries had submitted their first iteration of their national adaptation plans for responding to climate change.

Unseasonal rains damage crops in Maharashtra

Meteorological Department has predicted that parts of the state may also see windy conditions on October 25-26, which would bring further heavy rains. In western and northern parts of the state, nearly four lakh hectares of crops were damaged.

ET Bureau | Oct 24, 2019, 07:29 AM IST



2
Comments



Save

Bending the Arc of Human Potential at ASUGSV Summit

Ad ASU GSV

BCCL



Mumbai: The pressing task before the new government that assumes power in Maharashtra would be to assess and compensate for the massive crop damage in the state, following unseasonal rains.





**CLAIMED AN ESTIMATED 1.3 MILLION LIVES
BETWEEN 1998 AND 2017**



ATMOSPHERIC CO₂
CONCENTRATION IS
146% OF
PRE-INDUSTRIAL
LEVELS (2017)

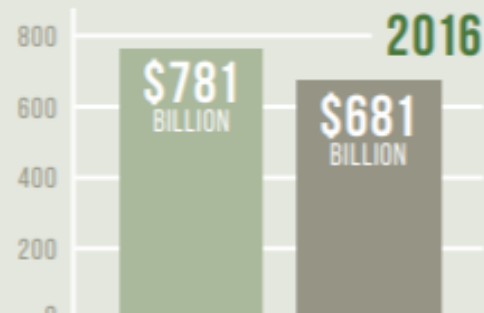


TO LIMIT GLOBAL WARMING
TO 1.5°C, GLOBAL CARBON
EMISSIONS NEED TO FALL
TO 55% OF 2010 LEVELS
BY 2030 AND CONTINUE
A STEEP DECLINE TO ZERO
NET EMISSIONS BY 2050

DESPITE AN INCREASE IN
GLOBAL CLIMATE FINANCE
FLOWS OF 17% (2015-2016),
COMPARED WITH 2013-2014,



**INVESTMENT IN
FOSSIL FUELS**
CONTINUES TO BE HIGHER
THAN INVESTMENT IN
CLIMATE ACTIVITIES



10 steps to reduce greenhouse gas emissions:

- **Reduce**, Reuse, Recycle. ...
- Use Less Heat and Air Conditioning. ...
- Replace Your Light Bulbs. ...
- Drive Less and Drive Smart. ...
- Buy Energy-Efficient Products. ...
- Use Less Hot Water. ...
- Use the "Off" Switch. ...
- Plant a Tree



13 CLIMATE ACTION



TAKE URGENT ACTION TO COMBAT CLIMATE CHANGE AND ITS IMPACTS

GLOBALLY



WITHOUT ACTION, THE WORLD'S AVERAGE SURFACE TEMPERATURE IS LIKELY TO SURPASS **3 DEGREES CELSIUS THIS CENTURY**

IN INDIA



NEARLY

300 MILLION

RURAL PEOPLE DEPEND ON FORESTS FOR A PART OF THEIR SUBSISTENCE AND LIVELIHOOD



60%

LAND IS USED FOR AGRICULTURE AND



24.1%

IS UNDER FOREST COVER

3RD LARGEST GREENHOUSE GAS EMITTER, RESPONSIBLE FOR

6.9%

OF GLOBAL EMISSIONS



HIGHEST EVER ALTERNATE ENERGY CAPACITY INSTALLATION IN INDIA

SOLAR ENERGY CAPACITY INSTALLATION IN 2018

6550 MW

WIND ENERGY CAPACITY INSTALLATION IN 2018

1572 MW

COMMITTED TO REDUCE EMISSIONS INTENSITY OF ITS GDP BY

33-35%


BY 2030

COMMITTED TO REDUCE EMISSIONS INTENSITY OF ITS GDP BY

20-25%

BY 2020

14 LIFE BELOW WATER



Conserve and sustainably use the oceans, seas and marine resources for sustainable development

- Over three billion people depend on marine and coastal biodiversity for their livelihoods
- Globally, the market value of marine and coastal resources and industries is estimated at \$3 trillion per year (5% of global GDP)
- Oceans contain nearly 200,000 identified species, but actual numbers may lie in the millions
- Oceans absorb about 30% of carbon dioxide produced by humans, buffering the impacts of global warming

- Oceans serve as the world's largest source of protein, with more than 3 billion people depending on the oceans as their primary source of protein
- Marine fisheries directly or indirectly employ over 200 million people
- Subsidies for fishing are contributing to the rapid depletion of many fish species and are preventing efforts to save and restore global fisheries and related jobs, causing ocean fisheries to generate US\$50 billion less per year than they could
- Open Ocean sites show current levels of acidity have increased by 26% since the start of the Industrial Revolution



14 LIFE BELOW WATER



CONSERVE AND SUSTAINABLY USE THE OCEANS, SEAS, AND MARINE RESOURCES FOR SUSTAINABLE DEVELOPMENT 

GLOBALLY

COASTAL AND MARINE RESOURCES CONTRIBUTE

US\$ **3-6** TRILLION

TO THE GLOBAL ECONOMY EVERY YEAR



IN INDIA



13.36%

POPULATION LIVE IN COASTAL DISTRICTS



SECOND LARGEST PRODUCER OF FISH



RANKED 12TH AMONG TOP 20 COUNTRIES RESPONSIBLE FOR MARINE POLLUTION

GENERATES OF PLASTIC EVERY DAY

25,000

40% REMAINS UNCOLLECTED



SEA LEVEL RISES BY 1.33 MM/YEAR ON COASTS




Thomas Kocherry

- First Indian to be awarded the \$150,000 (Rs 54 lakh) Pew Fellowship in Conservation and the Environment for his contribution for protecting marine life
- 1982-96, he was president of the National Fishworkers Forum (NFF)

- “Large ships were exploiting waters reserved for traditional fishermen; mechanised vessels were using bottom trawling that damaged the marine environment; licences were given to hundreds of large-scale foreign vessels to conduct fishing operations in a joint venture agreement with local partners in the Indian seas, their muscle and money too much for the locals to combat.

The small fisherman's protests were drowned out, till Kocherry stepped forward as their voice. Sometimes literally so, for trained in law he spoke for them in court. But more than that, from the backwaters of his native Kerala he would take this fight for survival on to anational stage. As he says, "Neither the organised religion nor the organised trade unions want these people.“”

15 LIFE ON LAND



Protect, restore and promote sustainable use of terrestrial ecosystems, sustainably manage forests, combat desertification, and halt and reverse land degradation and halt biodiversity loss

- Human activities are causing biodiversity to decline faster than at any other time in human history.
- 28% of the species assessed for the IUCN “Red List” are threatened with extinction
- Main drivers of species loss are agricultural and urban development; unsustainable harvesting through hunting, fishing, trapping and logging; and invasive alien species
- Forests help regulate the water cycle, mitigate climate change, and are a direct source of food, income, shelter and energy for some 1.6 billion people.
- The world saw a net loss of net loss of almost 100 million hectares of forest from 2000 to 2020

Law of the jungle

The bill proposes to give higher management powers to forest officers beyond what is provided in the Forest Rights Act, 2006.

10th India's world ranking in total land area under forest and tree cover.

421,000 sq. km

Total forest cover in tribal districts

21.54% Total forest cover in India with regards to geographical area

2.99% Area classified as 'very dense' forest

15 states/UTs

Have above 33% of geographical area under forest cover



Indian Forests (Amendment) Act 2019

PROS

CONS

Any forest can be declared as conservation area



Focuses on forest conservation and climate change issues



Doesn't allow forest officer to withdraw case filed under Act



Legalizes a new class of forests called 'commercial forests.'



Promotes production forests via involvement of private firms



More bureaucratic control and hard-line police approach



Higher immunity to forest officers



Punishment to communities for crimes committed by individuals



Any patch of forested land can be used for commercial plantations



Increases concerns over commercial exploitation of forests

11.8 lakh title claims of 'tribals and forest dwellers' rejected

Dhananjay Mahapatra | TNN | Updated: Feb 22, 2019, 10:16 IST



A-

A+



HIGHLIGHTS

- The top court passed eviction orders to free lakhs of hectares of forest land
- It asked chief secretaries of 16 states to file affidavits before July 12 explaining why orders for eviction have not been implemented till date
- The order came on a PIL challenging the validity of Scheduled Tribe and Other Traditional Forest Dwellers (Recognition of Forest Rights)



15 LIFE ON LAND



PROTECT, RESTORE, AND PROMOTE SUSTAINABLE USE OF TERRESTRIAL ECOSYSTEMS, SUSTAINABLY MANAGE FORESTS, COMBAT DESERTIFICATION, AND HALT AND REVERSE LAND DEGRADATION AND HALT BIODIVERSITY LOSS ↓

IN INDIA

21%

AREA IS UNDER FOREST COVER

5%

PROTECTED AREAS

4 GLOBALLY IDENTIFIED BIODIVERSITY HOTSPOTS

1,401

FLORA AND FAUNA SPECIES THREATENED

INDIA'S SHARE OF CROPS IS AS COMPARED TO GLOBAL AVERAGE OF

60%

11%

GLOBALLY

2.6 BILLION

PEOPLE DEPEND DIRECTLY ON AGRICULTURE, BUT

52%

OF AGRICULTURAL LAND IS AFFECTED BY SOIL DEGRADATION

ONLY 2.4% GLOBAL LAND AREA, BUT INDIA IS HOME TO

8%

WORLD'S RECORDED SPECIES



44% OF THE TOTAL WORKFORCE IN INDIA IS EMPLOYED IN AGRICULTURE



52% OF INDIA'S TOTAL LAND UNDER AGRICULTURE IS UNIRRIGATED AND RAIN FED


16

17

**PEACE, JUSTICE, AND STRONG INSTITUTIONS
PARTNERSHIPS FOR THE GOALS**



16 PEACE, JUSTICE AND STRONG INSTITUTIONS



Promote peaceful and inclusive societies for sustainable development, provide access to justice for all and build effective, accountable and inclusive institutions at all levels

- At the end of 2020, about 1 per cent of the global population – 82.4 million people – had been forcibly displaced as a result of persecution, conflict or generalized violence.
- Millions of children around the globe face different forms of exploitation, including trafficking and child labour. The risk to children is increasing due to the combined effects of pandemic-related school closures and economic distress.
- Almost 1 in 10 children worldwide are engaged in child labour (not counting those in forced labour or slavery)
- Average prevalence rate of government bribery is 37.6% in low-income countries and 7.2% in high-income countries.
- In 2020, the killings of 331 human rights defenders were reported in 32 countries (an 18% increase from 2019), along with 19 enforced disappearances in 14 countries.



16 PEACE, JUSTICE AND STRONG INSTITUTIONS



PROMOTE PEACEFUL AND INCLUSIVE SOCIETIES FOR SUSTAINABLE DEVELOPMENT, PROVIDE ACCESS TO JUSTICE FOR ALL AND BUILD EFFECTIVE, ACCOUNTABLE, AND INCLUSIVE INSTITUTIONS AT ALL LEVELS 

GLOBALLY

590,000

LOST THEIR LIVES VIOLENTLY IN 2016 WHICH MEANS THAT

ON AN AVERAGE, INTERPERSONAL OR COLLECTIVE VIOLENCE KILLED AT LEAST 1 PERSON EVERY MINUTE OF EVERY DAY OF THE YEAR

IN INDIA



30.84 MILLION
CASES PENDING IN HIGH COURTS

8,132

CASES OF HUMAN TRAFFICKING REPORTED IN 2016



53,929

CASES REGISTERED UNDER THE ARMS ACT IN 2016




OVER **338,000**
CRIMES AGAINST WOMEN REPORTED EVERY YEAR

OVER **200,000**

REFUGEES GET ASYLUM AND DIRECT ASSISTANCE IN INDIA

17 PARTNERSHIPS FOR THE GOALS



**Strengthen the means
of implementation
and revitalize the
Global Partnership
for Sustainable
Development**

- While high-income nations are called upon to contribute 0.7% of their national income to foreign aid, they are currently contributing just 0.32%
- Flow of aid dollars to the lowest-income nations declined by 3.5% in 2019.
- 49% of the global population does not have internet access. That includes just 26.4% of people in Central and Southern Asia.



17 PARTNERSHIPS
FOR THE GOALS



**STRENGTHEN THE MEANS OF
IMPLEMENTATION AND
REVITALISE THE GLOBAL
PARTNERSHIP FOR SUSTAINABLE
DEVELOPMENT** ↓

GLOBALLY



US\$ 153
BILLION

**OFFICIAL DEVELOPMENT
ASSISTANCE IN 2018
HIGHEST EVER RECORDED**

IN INDIA



US\$ 521.2
BILLION

**INDIA'S EXTERNAL DEBT IN
DECEMBER 2018**



FOR EVERY
100
PEOPLE IN INDIA
APPROX.

 **42%**

**HAVE ACCESS TO
INTERNET**

BRICS
COUNTRIES FORM

42%

**OF THE WORLD'S
POPULATION
CONTRIBUTING**

22%
TO GLOBAL GDP



76.76%

**OF THE URBAN POPULATION ARE
INTERNET SUBSCRIBERS AS
COMPARED TO 14.89% IN RURAL
AREAS**

A personal
reflection:

As I consider the vision of the SDGs...

- Where do I hear echoes of the gospels?
- Where do I hear echoes of my congregation's charism?
- Where do I hear echoes of my own vocation and ministries?

Millennium Development Goals & Indicators



Goal 1: Eradicate extreme poverty and hunger



- Reduce by half the proportion of people living on less than a dollar a day



- Reduce by half the proportion of people who suffer from hunger



Goal 2: Achieve universal primary education



- Ensure that all boys and girls complete a full course of primary schooling



Goal 3: Promote gender equality and empower women



- Eliminate gender disparity in primary and secondary education preferably by 2005, and at all levels by 2015

MDGs to SDGs: Strategic shifts

- **Conclusiveness** – *Zero* poverty, hunger, preventable child deaths, gender discrimination & violence, etc.
- **Comprehensiveness** – goals address economic, environmental, and social dimensions of development under a single agenda
- **Universality** – Applicable to all countries with emphasis on responsibilities of ‘developed’ countries
- **Inclusiveness** – Clear focus on ‘leaving no one behind’ and reaching the furthest behind first
- **Interconnection** – targets for each goal address overlapping lines of causality and relationship with other goals, recognizing that all the goals are mutually reinforcing and interdependent
- Based on principles of **accountability, transparency** and **participation**

MDGs to SDGs: Strategic shifts

- **Hunger distinct from Poverty** – deeper analysis of structural and social factors separating poverty from food and nutrition security
- **Development distinct from Growth** – acknowledgement of environmental constraints due to spread of existing models that conflate development with increased economic production & consumption
- **Peacebuilding** – recognition of conflict resolution and peacebuilding as enablers of healthy environments, societies, and economies
- **Resourcing** – holistic approach to international financing of SDGs
 - Sustainable economic development in each country to help meet its own financial resource requirements
 - Support from UN agencies
 - Stronger focus on international resource flows: official development assistance (ODA), govt support, technology transfer and trade
 - Support from private sector
- **Measurability** – Clear emphasis on monitoring, evaluation, and accountability using high-quality, up-to-date, and reliable data

Who is
responsible for
fulfilling the
Sustainable
Development
Goals in India?

National legislation:

- Constitution of India: Fundamental Rights and Directive Principles of State Policy
- Rights-based legislation: Right to Information Act (RTI), Right to Education (RTE) Act, etc.
- National/State Policies – Child Protection Policy, National Health Policy, National Mental Health Policy, etc.

National government offices:

SDG implementation focal point: NITI Ayog

- mapped out SDGs, related targets, and Outcome Indicators on Central Ministries, Centrally Sponsored/Central Sector Schemes, and other government initiatives
- Compiled India's first, national SDG progress report (“Voluntary National Review”), presented to the United Nations in July 2017

SDG implementation nodal ministry: Ministry of Statistics and Programme Implementation (MOSPI)

Website: http://mospi.nic.in/Mospi_New/site/home.aspx

Women & children's rights focal point: Ministry of Women and Child Development

Website: <http://wcd.nic.in/>

National Schemes and Programmes:

- Mahatma Gandhi National Rural Employment Guarantee Programme
- National Rural Urban Livelihood Mission
- Pradhan Mantri Jan Dhan Yojana
- Soil Health Cards
- National Food Security Mission
- National Health Mission
- National Education Mission
- Beti Bachao Beti Padhao
- Swachh Bharat Mission
- National Rural Drinking Water Programme
- Pradhan Mantri Awas Yojana - Rural and Urban
- Pradhan Mantri Gram Sadak Yojana
- Pradhan Mantri Krishi Sinchai Yojana
- Pradhan Mantri Ujjwala Yojana
- National Mission for a Green India

What progress
has India made
toward the SDGs
thus far
according to
government
data?

SDG Index:

The **SDG Index** ranks country performance on the **SDGs** from a score of 0 (worst outcome) to 100 (best outcome). Denmark scored the highest, at 85.2%, which the **Index** suggests means that country is 85.2% of the way to the best possible outcome across all **SDGs**

Economy

India improves three positions on SDG Index

New Delhi | Updated on December 30, 2019 | Published on December 30, 2019



NITI Aayog Vice Chairman Dr. Raviv Kumar at the launch of the SDG India Index and Dashboard

Kerala tops the table; nutrition and gender equality remain major impediments

India has improved three position from 57 points last year to 60 this year,

1 1 1 1 1 1 1 1 1 1

- The SDG India Index is intended to provide a holistic view on the social, economic and environmental status of the country and its States and Union Territories (UTs)
- It has been designed to provide an aggregate assessment of the performance of all Indian States and UTs, and to help leaders and change makers evaluate their performance on social, economic and environmental parameters.
- The Index has been constructed spanning across 13 out of 17 SDGs (leaving out Goals 12, 13, 14 and 17)
- It tracks the progress of all the States and UTs on a set of 62 National Indicators, measuring their progress on the outcomes of interventions and schemes of the Government of India.

- The Index can be useful to States/UTs in assessing their starting point on the SDGs in the following ways:
- Support States/UTs to benchmark their progress against national targets and performance of their peers to understand reasons for differential performance and devise better strategies to achieve the SDGs by 2030.
- Support States/UTs to identify priority areas in which they need to invest and improve by enabling them to measure incremental progress.
- Highlight data gaps related across SDGs for India to develop its statistical systems at the national and State levels



SDG INDIA

INDEX & DASHBOARD

2019-20 



UNITED NATIONS




NITI Aayog

(National Institution for Transforming India)
Government of India

SDG INDIA

INDEX & DASHBOARD

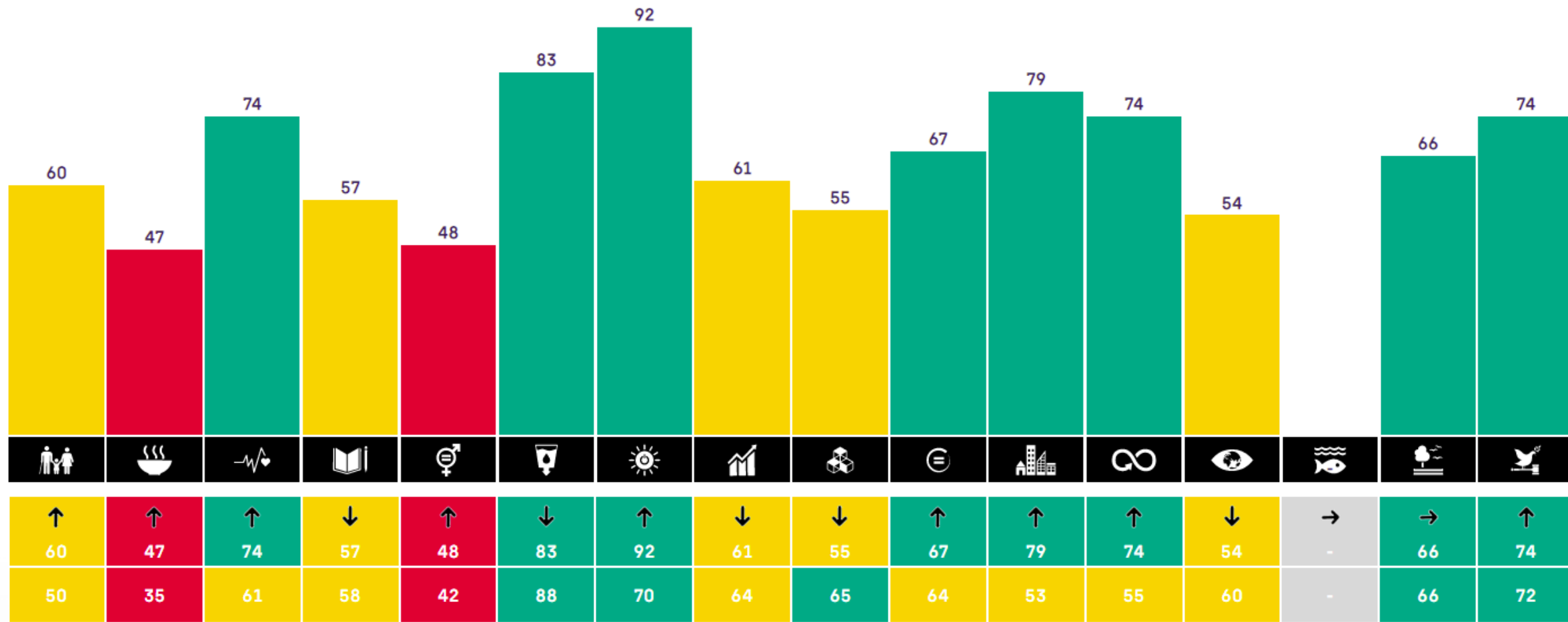
2019-20 



Goal-wise Performance

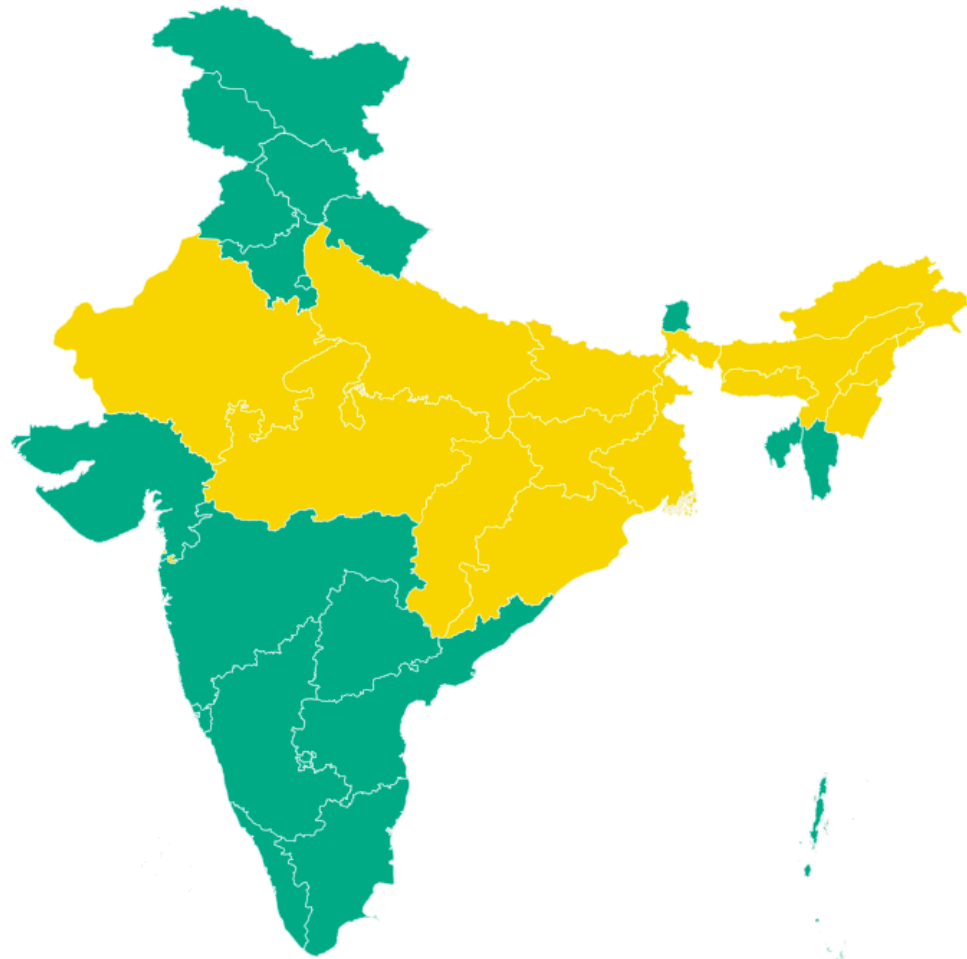
Score

66



● Achiever [100] ● Front Runner [65 - 99] ● Performer [50 - 64] ● Aspirant [0 - 49]

Score Status ↑ Improved → No change ↓ Dropped



● Achiever [100] ● Front Runner [65 - 99] ● Performer [50 - 64] ● Aspirant [0 - 49]

| | | | 2019 60 | 2020 66 | 2020 | 2019 |
|------------------|---|---|---------|---------|------|------|
| India | ↑ | 6 | 60 | 66 | 66 | 60 |
| Kerala | ↑ | 5 | 75 | 70 | 75 | 70 |
| Himachal Pradesh | ↑ | 5 | 74 | 69 | 74 | 69 |
| Tamil Nadu | ↑ | 7 | 74 | 67 | 74 | 67 |
| Andhra Pradesh | ↑ | 5 | 72 | 67 | 72 | 67 |
| Goa | ↑ | 7 | 72 | 65 | 72 | 65 |
| Karnataka | ↑ | 6 | 72 | 66 | 72 | 66 |
| Uttarakhand | ↑ | 8 | 72 | 64 | 72 | 64 |
| Sikkim | ↑ | 6 | 71 | 65 | 71 | 65 |
| Maharashtra | ↑ | 6 | 70 | 64 | 70 | 64 |
| Gujarat | ↑ | 5 | 69 | 64 | 69 | 64 |

Score Status ↑ Improved → No change ↓ Dropped

Whose
contributions
will be required
to ensure a *just
and rights-based*
implementation
of the SDGs?

All of us!

- Governments
- UN agencies
- Academic institutions
- Private companies
- Civil society: all people of good will, including women and men Religious and other faith leaders
- Labour unions
- Children and youth
- Indigenous Peoples
- Media

**How can women
& men Religious
leverage and
contribute to the
achievement of
the SDGs?**

How we can leverage & contribute to SDG achievement:

- Learn this new “global language” of people working toward justice and peace by:
 - Analysing our mission and activities with respect to the SDG framework
 - Identifying the SDGs that are most closely related to our work
- Identify the ministries/departments in our national and state governments that are responsible for implementing the SDGs

How we can leverage & contribute to SDG achievement: (cont.)

- Identify the policies and services that our government-and our own congregations- allocate to addressing these SDGs
- Use some of the same monitoring indicators used by our governments to measure both the government's progress toward the SDGs in our communities and our own contribution
- Share our stories of service, and of the unmet needs of those we serve, in order to hold our government accountable to their SDG commitments and to offer our advice in helping them fulfill those commitments



Pope Francis & the SDGs

In 2015 Pope Francis addressed the UN General Assembly in New York shortly before member states unanimously adopted **Agenda 2030** and the **Sustainable Development Goals**.



International Conference
on *Religions and the
Sustainable
Development Goals
(SDGs): Listening to
the cry of the earth
and of the poor* (2019)

- “Sustainable development rooted in ethical values”
- “When we speak of sustainability, we cannot overlook how important it is to include and to listen to all voices, especially those usually excluded from this type of discussion, such as the voices of the poor, migrants, indigenous people and the young.”